



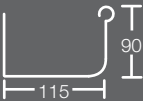
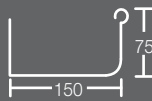
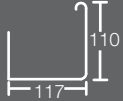











Hedgehogs™ are available in convenient one metre lengths to suit most gutter profiles. Check which profile best matches the gutter on your house and note the height and width of your gutter, so you can order the correct Hedgehogs™.

profiles (most common)

Hi-front quad	Suit 150 mm (6") quad	Square front & Mini-line 110 front	Square front 125mm base
			
Part #:HHG110Q	Part #:HHG125Q	Part #:HHG110R	Part #:HHG125R
			
sizes are approx	sizes are approx	sizes are approx	sizes are approx
			
Installed View	Installed View	Installed View	Installed View
Find more gutter profiles & Hedgehog™ online or ask instore for details			
   			

fitting instructions

For best results, clean gutters and place the Hedgehogs™ end to end, simply bend around corners or cut to size with wire cutters. There is no need to adjust tiles or cut back the roof sheeting, as the Hedgehogs™ can be pushed through the gap of just 20mm and the bristles will spring back to do their work of protecting the gutters.

No existing gutter guard can stop dirt and dust building up as silt in the bottom of your gutters. Silt holds moisture and if not flushed out causes rapid corrosion of your gutters, so ease of access for cleaning is essential. With Hedgehogs™ simply lift out when necessary, shake the Hedgehogs™ hose and flush out the silt, and replace. It's as easy as that!

Easy to maintain



So easy - just lift, shake, hose & replace